


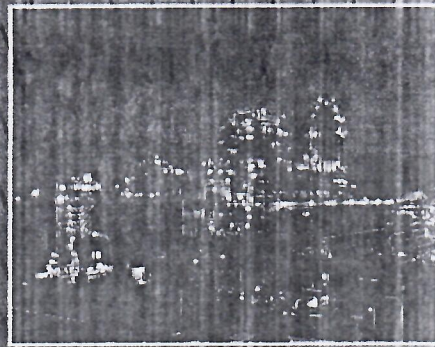


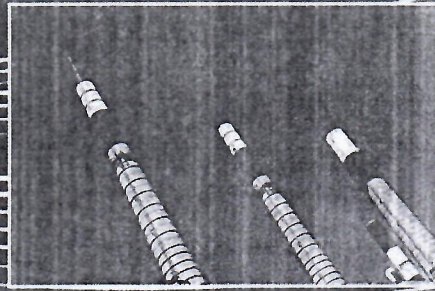

ISSN br. 0354-8651



List Saveza energetičara
Broj 1-2 / Godina XVIII / Mart 2016.
UDC 620.9

energija

■ ekonomija ■ ekologija



ENERGETIKA 2016

Р. Бојичић / М511

УНЕСКО

energija

ekonomija ekologija

Energija/Ekonomija/Ekologija

Broj 1-2, mart 2016.

Osnivač i izdavač
Savez energetičara

Predsednik SE
Prof. dr Nikola Rajaković

Sekretar SE
Nada Negovanović

Glavni i odgovorni urednik
Prof. dr Nenad Đajić

Adresa redakcije
Savez energetičara
11000 Beograd
Dečanska 5
tel. 011/322-6007

E-mail: savezenergeticara@EUnet.rs
www.savezenergeticara.org.rs

Kompjuterski prelom EKOMARK
Dragoslav Ješić

Štampa
„Akademska izdanja“,
Beograd

Godišnja pretplata
- 10.000,00 dinara
- za inostranstvo 20.000,00
dinara

Tekući račun SE
broj 355-1006850-61

Redosled štampe je prema
prispeću radova
Radovi su recenzirani uz
tehničku obradu.
Nijedan deo ove publikacije
ne može biti reprodukovani,
presnimavan ili prenošen bez
prethodne saglasnosti Izdavača.

IZDAVAČKI SAVET

Aleksandar Antić,
ministar rudarstva i energetike

Prof. dr Zorana Mihajlović,
ministar građevinarstva,
saobraćaja i infrastrukture
dr Srđan Verbić, ministar
prosvete, nauke i tehnološkog
razvoja

Željko Sertić, ministar privrede
Prof. dr Snežana Bogosavljević,
ministar poljoprivrede i zaštite
životne sredine

Dušan Mrakić, Ministarstvo
rudarstva i energetike

dr Kiril Kravčenko,
gen.dir. NIS ad

Milorad Grčić, v.d. gen.dir.
JP EPS

Marko Čadež, predsednik PKS
Ljubo Mačić, dir. Agencije za
energetiku Srbije

Aleksej Belov, dir.
Blok „Energetika“ NIS

Dušan Bajatović, dir.
JP Srbijagas

Nikola Petrović, gen.dir.
JP EMS

Prof. dr Branko Kovačević,
predsednik NO JP EPS

Prof. dr Aleksandar Gajić,
NO JP EPS

Dejan Popović, NO JP EPS
Dragan Jovanović,
izvršni direktor JP EPS

Aleksandar Surla,
izvršni direktor JP EPS

Dragana Rajačić,
izvršni direktor JP EPS

Slobodan Mitrović,
izvršni direktor JP EPS

Zoran Rajović, izvršni direktor
JP EPS

Dragan Vlasiavljević,
izvršni direktor JP EPS

Tomaž Orešić,
izvršni direktor JP EPS

Tomislav Basta, dir.
JP Transnafta

Vladan Milošević, v.d. dir.
JP PEU

Vadim Jakovljević, predsednik
odbora direktora NIS

Aleksandar Bobkov,
član Odbora direktora NIS

Danica Drašković,
član Odbora direktora NIS

Goran Knežević,
član Odbora direktora NIS

Slobodanka Krčevinac, dir.
EDB

Mr Bogdan Laban,
Elektrovojvodina, d.o.o.

dr Miroslav Malobabić,
izvršni dir. JP Srbijagas

Aleksandar Vlajić, v.d. dir.
Obnovljivi izvori JP EPS

Biljana Komnenić, dir.
JKP Novosadska toplana

Slobodan Lakić, dir.
Panonske TE-TO

Vuk Hamović, EFT Group

dr Nenad Popović,
ABS Holding

dr Dragan Kovačević, dir.
Elektrotehnički institut
„Nikola Tesla“

Prof. dr Sanja Vraneš, dir.
Instituta „Mihajlo Pupin“

dr Borislav Grubor, dir.
Instituta za nuklearne nauke
„Vinča“

Prof. dr Zoran Jovanović,
dekan ETF Beograd

Prof. dr Radivoje Mitrović,
dekan Mašinski fakultet u
Beogradu

Prof. dr Rade Dobroslovački,
dekan Fakulteta tehničkih
nauka u NS

Prof. dr Dušan Polomčić,
dekan Rudarsko-geološkog
fakulteta u Beogradu

Prof. dr Nebojša Mitrović,
dekan
Tehnički fakultet Čačak

Prof. dr Milun Babić,
Fakultet inženjerskih nauka
u Kragujevcu

Slobodan Babić, Predsednik
IO Konzorcijuma za konsalting
i inženjering u energetici

REDAKcioni ODBOR

Prof. dr Ozren Očić, Faculty
of International Engineering
Management

Milivoje Miletić, predsednik
Privredne komore Beograd

Radiša Kostić, dir.
Elektroistok-izgradnja

Milan Lončarević, NIS

Prof. dr Petar Đukić, TMF
Dragan Nedeljković, novinar

Milorad Vasić, direktor
ATB Sever Subotica

Dr Branislava Lepotić, dir.
JP Transnafta

Ružica Vranjković, novinar
Simo Bobić, SE

Jelica Putniković, novinar
Nikola Petrović, dir.
Energetika Kragujevac

energija

■ ekonomija ■ ekologija

ORGANIZACIONO - PROGRAMSKI ODBOR

Predsednik: Prof.dr Milun Babić, Mašinski fakultet u Kragujevcu

Sekretar: Nada Negovanović, sekretar Saveza energetičara

Članovi:

Dr Matthias Jochem Mitsubishi Hitachi Power System Europe GmbH,
Nemačka

Dr.Jean Rizzon, Mitsubishi Hitachi Power System Europe GmbH

Dr.Patrick Weckes, Mitsubishi Hitachi Power System Europe GmbH

Jovica V. Milanović, The University of Manchester, Manchester

Christian Kissling, HEAD OF Sales, MHPSE, GER

Prof.dr Miloš Nedeljković, Mašinski fakultet Beograd

Prof.dr Adriana Sida Manea, Politehnica-University of Temisoara,
Romania

dr Ivan Souček, Ph. D., Prague Institute of Chemical Technology,
Czech Republic

Prof.dr Zoran Rajić, državni sekretar

Prof. dr Miloš Banjac, pomoćnik ministra

Prof.dr Branko Kovačević, predsednik Nadzornog odbora JP EPS

Prof.dr Aleksandar Gajić, Mašinski fakultet Beograd

Dejan Popović, Nadzorni odbor JP EPS

Prof.dr Dečan Ivanović, Mašinski fakultet Podgorica

Prof.dr Zdravko N.Milovanović, Mašinski fakultet Banja Luka

Prof.dr Valentino Stojkovski, Faculty of Mechanical Engineering –
Skopje

Institute for Hydraulic Engineering and Management of Water

Prof.dr Predrag Popovski, Faculty of Mechanical Engineering, Skopje

Goce Vasilievski, Rudarski institut, Skopje

dr Igor Krčmar, Elektrotehnički fakultet Banja Luka

Prof.dr Vladimir Rajs, Fakultet tehničkih nauka Novi Sad

Doc.dr Željko Đurišić, Elektrotehnički fakultet Beograd

Prof.dr Rade Biočanin, Univerzitet Aperion Banja Luka

dr Tatjana Luppova, Rusija

Prof.dr Nebojša Petrović, Mašinski fakultet u Beogradu

Prof.dr Nikolaj Ostrovski

Prof.dr Slobodan Stupar, Mašinski fakultet Beograd

Prof. Daniela Marasova, CSc. Technical university of Kosice Faculty of
Mining, Ecology

Prof.dr Беляков Алексей Васильевич – Российская Федерация

Prof.dr Dejan Filipović, dekan Geografskog fakulteta

Prof.dr Nebojša Mitrović, dekan Tehničkog fakulteta u Čačku

Prof.dr Zoran Jovanović, dekan Elektrotehničkog fakulteta u Beogradu

Prof.dr Milan Medarević, dekan Šumarskog fakulteta u Beogradu

Dr Radoslav Raković, Energoprojekt-Entel a.d.

Prof.dr Radivoje Mitrović, dekan Mašinskog fakulteta u Beogradu

Ljubo Mačić, Predsednik Agencije za energetiku Srbije

Prof. dr Gordana Dražić, dekan Fakulteta za primenjenu ekologiju -
Futura

Prof.dr Ozren Ocić, Faculty of International Engineering Management

dr Branka Kresović, direktor Instituta za kukuruz

dr Miodrag Arsić, IMS Beograd

Prof.dr Željko Despotović, IMP

dr Miroslav N.Malobabić, izvršni direktor JP Srbijagas

Prof.dr Nenad Đajić, glavni i odgovorni urednik časopisa ENERGIJA

energija

■ ekonomija ■ ekologija

- [155] B. Šutić, S. Dragičević, M. Marjanović
Analiza primene savremenih energetski efikasnih materijala omotača zgrada
- [161] Lj. Gigović, Z. Veličković, M. Regodić, Z. Bajić
Primena GIS-MCDA modela u prevenciji rizika od požara
- [167] I. Souček, O. Očić, Z. Popović, V. Unković
Opportunities for Production of Polymer Grade Propylene in the Region
- [176] I. H. Beriša
Energy Sources and Resources in the World
- [184] D. J. Sekulović, G. L. Jakovljević, D. S. Pamučar
Primena GIS tehnologije i fuzzy višekriterijumske tehnike za određivanje lokacija solarnih farmi I
- [192] G. Vasilevski, D. Dimzovski
Reforming of Natural Gas for Usage in Steel Production
- [195] D. Nikolić, D. Gluvačević
Energetski efikasno osvetljenje na primeru rekonstrukcije rasvete magacina Karataš
- [200] D. Šošić, M. Žarković, G. Dobrić
Harmonijski proračun tokova snaga u distributivnoj mreži uz prisustvo distribuirane proizvodnje
- [207] B. S. Đorđević, S. Ilić, M. Đorđević, D. Stojanović
Hedžing strategije na terminskom tržištu energenata
- [213] B. Vučković, H. Stojković, M. Ignjatović, T. Šubaranić
Comparison of Kolubara Lignite Energy Value (with Selected Natural and Artificial Materials) - Natural Indicators
- [222] J. Kušić, M. Jannat, A. Savić
Proračun raspoloživog prenosnog kapaciteta primenom metode osetljivosti i Monte Carlo simulacije
- [227] M. Minić
Unapređenje upravljanja opterećenjem korišćenjem sistema MTK na konzumnom području grada Beograda
- [235] A. Pavlović, Dimitrijević, I. Trandafilović, B. Ilić
Marketing u održivom upravljanju biootpadom u cilju zaštite životne sredine
- [242] M. Ilić, V. Stefanović, G. Ilić, S. Ayed
Starting Research of Coupling Gas Absorption Heat Pump and Small Scale Pellet Stove (As Generator) for Replacing Gas Consumption with Biomass, Pellet
- [249] B. Đorđević, D. Stojanović, S. Ilić
Tržište emisijama CO₂ - mogućnost poboljšanja energetske efikasnosti u Republici Srbiji
- [257] M. Arsić, Z. Savić, S. Bošnjak, V. Gašić, D. Arsić
State Analysis of Components of the Damaged Structure and Integrity Evaluation of Braces at the Spreader A2Rs - B 5500.55 + BRs
- [262] M. Arsić, V. Grabulov, M. Mladenović, Z. Savić, S. Bošnjak
Repair Welding Technology for the Glasses of the Kaplan Turbine Runner at the Hydro Power Plant 'Djerdap 1'
- [268] T. Rajić, J. Mikulović, M. Žarković, D. Šošić
Određivanje karakterističnih dijagrama potrošnje primenom metode minimuma sume kvadrata odstupanja
- [275] M. Čalasan, V. Radulović, T. Dlabač, D. Kovač
Matematički modeli olovnih akumulatora - pregled i određivanje parametara
- [281] A. Radonjić, M. Paunović, I. Trandafilović
Uloga strategije komunikacije na jačanju svesti o neophodnosti većeg korišćenja obnovljivih izvora energije
- [287] M. Stanković, R. Cvejić
Obnovljivi izvori energije sa posebnim osvrtom na energiju vetra – vetrogeneratori

Miodrag Arsić, Zoran Savić
 Institute for materials testing, Belgrade, Serbia
 Srđan Bošnjak, Vlada Gašić
 Faculty of Mechanical Engineering, Belgrade, Serbia
 Dušan Arsić
 Faculty of Engineering, Kragujevac, Serbia

UDC: 620.1

State Analysis of Components of the Damaged Structure and Integrity Evaluation of Braces at the Spreader A2Rs - B 5500.55 + BRs

ABSTRACT

Excavation, transport and spreading of barren soil and crude ore are being performed by a number of machines during the continuous production process at excavation sites, such as: bucket-wheel excavator, conveyor and spreader (so called ECS system). Failure of any machine in the technological chain leads to the failure of the whole system, and therefore it should be considered a structure with a serial connection.

In this paper the results of non-destructive tests performed at welded joints and parent material (visual testing, penetrant testing, ultrasonic testing, radiographic testing, hardness testing) on the basis of which the state analysis of components of the damaged structure, integrity evaluation of braces of the cutting and discharge boom and homogeneity of welded joints of newly formed structures of the spreader A2Rs - B 5500.55 + BRs at the excavation site 'Drmno' near Kostolac, Serbia were performed, are presented. Taking into account the fact that the user of the spreader does not own the design and technical documentation, all tests and researches presented in this paper were performed under the assumption that the lattice structures of both cutting and discharge boom were made of structural steels S355 and S235, in accordance with standard EN 10027-1.

Keywords: spreader, state analysis, non-destructive testing, lattice structure, integrity evaluation

1. INTRODUCTION

In order to perform the state analysis of components of the damaged steel structure of the spreader A2Rs - B 5500.55 + BRs [1], integrity evaluation of braces of the cutting and discharge boom and homogeneity of welded joints of newly formed structures it was necessary to carry out the following:

- Visual testing (VT) of vital components of the damaged steel structure,
- Non-destructive tests in order to complete the state analysis and integrity evaluation of the spreader brace at which the crack was detected on the surface of parent material, in the near proximity of the butt-welded joint, by visual testing,
- Visual testing (VT) of all braces,
- Penetrant testing (PT) in order to detect surface discontinuities. Linear defect was detected on the surface of parent material, in the near proximity of the butt-welded joint at one of the vital braces of the spreader,

- Ultrasonic testing (UT) of internal homogeneity of parent material and welded joint, in the zone of parent material where the surface crack was detected, in the near proximity of the welded joint at one of the vital braces of the spreader,
- Radiographic testing (RT) of parent material and welded joint at one of the vital braces of the spreader, in the zone of parent material where the surface crack was detected, in the near proximity of the welded joint,
- Hardness testing, performed in the zone of parent material at the brace of the spreader where the surface crack was detected.

1.1 Basic technical properties of the spreader A2Rs - B 5500.55 + BRs

Spreader A2Rs - B 5500.55 + BRs is a machine which consists of 2 segments, the cutting part with the haulage conveyor and the discharge boom. Both parts

of the spreader are equipped with their own moving devices (2 crawlers), capable of independent movement. The above mentioned spreader is the constituent part of the fourth ECS system. SRs excavator performs the uncovering of the coal, or in other words the excavation of the overburden which is being transported by belt conveyors to the spreader of excavated material.

Basic technical properties of the spreader A2Rs - B 5500.55 + BRs [1] are as follows:


- maximum volume of the conveyor at the spreader: $V = 5500,55 \text{ m}^3/\text{h}$,
- weight of the complete spreader: 1444 t,
- maximum length of material discharge: 110 m,
- maximum height of material discharge: 20 m,
- maximum velocity of the machine: 6 m/min.

Taking into account the fact that the user of the spreader does not own the design and technical documentation, all tests and researches presented in this


paper were performed under the assumption that the lattice structures of both cutting and discharge boom were made of structural steels S355 and S235, in accordance with standard EN 10027-1 [2].

1.2 State Analysis of the Vital Steel Structure of the Spreader after the Breakdown

Spreader A2Rs - B 5500.55 + BRs before and after the breakdown is shown in *figure 1*. Breakdown of components of the vital lattice structure which occurred due to the uncontrollable sliding of the machine during the tempest which needed to be made from scratch is marked in *figure 1b* and shown in *figure 2*, while the state of braces in assembled condition is shown in *figure 3*. Some of the braces at which no damage was detected are shown in *figures 4a* and *4b*, while one of them at which the surface crack was detected on parent material, in the near proximity of the welded joint, is shown in *figure 4c*.




a) Appearance of the spreader before the breakdown



b) Appearance of the spreader after the breakdown

Figure 1.- Appearance of the spreader A2Rs - B 5500.55 + BRs before and after the breakdown



a) Appearance of parts of the damaged vital steel structure




b) Appearance of a part of the damaged vital steel structure

Figure 2.- Appearance of parts of the vital steel structure which needed to be made from scratch

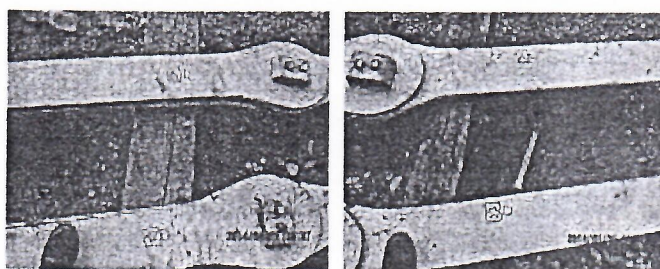


a) Appearance of the spreader before the breakdown




a) Appearance of the spreader after the breakdown

Figure 3.- Appearance of the condition of vital braces of spreader A2Rs - B 5500.55 + BRs before and after the breakdown



a) Undamaged braces

b) Undamaged braces



c) Right brace (10 D) with a surface crack

Figure 4.- Appearance of the condition of a number of braces after the breakdown

2. NON-DESTRUCTIVE TESTS NECESSARY FOR STATE ANALYSIS AND INTEGRITY EVALUATION OF THE BRACE AT WHICH THE SURFACE CRACK WAS DETECTED

In order to perform the state analysis and integrity evaluation of a brace of the discharge boom, shown in *figure 4c*, at which the surface crack was detected in parent material by visual testing, the following non-destructive tests were performed:

- Visual testing,
- Penetrant testing
- Ultrasonic testing
- Radiographic testing
- Hardness testing, performed on parent material.

2.1 Visual Testing Results

By visual testing [4] surface crack was detected at parent material of one of the braces of the discharge boom, in the near proximity of the butt-welded joint, which was confirmed by penetrant testing, *figure 4c*.

2.2 Penetrant Testing Results

Results of a penetrant test [5], performed at parent material of one of the braces of the discharge boom, in the near proximity of the butt-welded joint, which was also subjected to the test, are shown in *figure 5*. The crack was approximately 1 mm deep and was removed by fine grinding. Report nr. PT – 025/14 [6].

2.3 Ultrasonic Testing Results

No internal homogeneities were detected in parent material and welded joints of braces by ultrasonic testing [7]. Report nr. UT – 042/14 [8].

2.4 Radiographic Testing Results

No internal homogeneities were detected in parent material and welded joints of braces by radiographic testing [9]. Report nr. RT – 044/14 [10].

2.5 Hardness Testing Results

Values in the range from 160 – 172 HB were determined at the parent material of braces by hardness

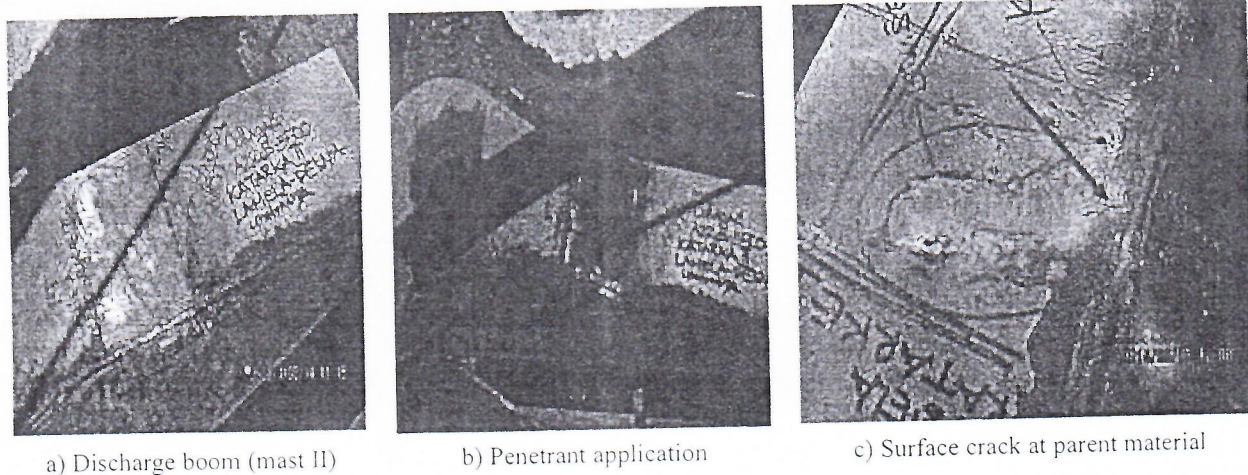


Figure 5.- Appearance of the process of penetrant testing

testing [11]. On the basis of obtained results it could be concluded that no degradation (plastic deformation) of parent material occurred, because the braces are mostly being made of structural steel, grade S355. Report nr. HT – 011/14 [12].

3. INTEGRITY EVALUATION OF A SPREADER DISCHARGE BOOM BRACE AT WHICH THE SURFACE CRACK WAS DETECTED BY NON DESTRUCTIVE TESTING

Integrity of structures is a relatively new scientific and engineering discipline, which in a broader sense comprises state analysis and diagnostics of behaviour and relaxation, evaluation of service life and rehabilitation of structures which means that, apart from the usual situation in which it is necessary to assess the integrity of the structure when the flaw is detected by

non-destructive testing, this discipline also comprises the analysis of the stress state of the structure.

On the basis of the analysis of results of performed tests it was determined that the integrity of a brace at which the surface crack was detected is not threatened, which could be said about the spreader as a whole after the installation of the new segment of steel structure, figure 6.

4. CONCLUSION

On the basis of qualitative analysis of the new segment of steel structure (figure 6a) and its successful installation (figure 6b), as well as taking into account the condition of all braces after the completion of the assembly of the cutting boom and discharge boom, the spreader has been restored into functional condition and put into service.




Figure 6.- Appearance of the spreader A2Rs - B 5500 55 + BRs after being repaired and put into service

Acknowledgement

The authors acknowledge the support from the Serbian Ministry of Education, Science and Technological Development for financing Project TR 35006.

REFERENCES

- [1] Manufacturer of the spreader: "TAKRAF", Germany.
- [2] EN 10027-1: Designation systems for steels - Part 1: Steel names, European Committee Standardization; 2005.
- [3] Arsić M. State analysis of segments of the broke down steel structure and integrity evaluation of all braces at the spreader A2Rs - B 5500 + BRs, Institute for materials testing, Belgrade, Serbia, 2014.
- [4] EN 970, Non-destructive examination of fusion welds - Visual examination, European Committee for Standardization; 1997.
- [5] EN 571 - 1, Non destructive testing - Penetrant testing - Part 1: General principles, European Committee for Standardization, 1997.
- [6] Report nr. PT - 025/14: Penetrant testing of spreader A2Rs - B 5500.55 + BRs braces, Institute for materials testing, Belgrade, Serbia, 2014.
- [7] EN 1714:1997: Non-destructive testing of welds - Ultrasonic testing of welded joints, European Committee for Standardization, 1997.
- [8] Report nr. UT - 042/14: Ultrasonic testing of spreader A2Rs - B 5500.55 + BRs braces, Institute for materials testing, Belgrade, Serbia, 2014.
- [9] EN 1435, Non-destructive examination of welds - Radiographic examination of welded joints, European Committee for Standardization, 1997.
- [10] Report nr. RT - 044/14: Radiographic testing of spreader A2Rs - B 5500.55 + BRs braces, Institute for materials testing, Belgrade, Serbia, 2014.
- [11] EN ISO 6506-1: Metallic materials - Brinell hardness test - Part 1: Test method, European Committee for Standardization, 2005.
- [12] Report nr. HT - 011/14: Hardness testing of parent material of spreader A2Rs - B 5500.55 + BRs braces, Institute for materials testing, Belgrade, Serbia, 2014.